


MODULE

"1"



**Grade :
SIXTH
GRADE**

**Title of
Lesson:
Lesson 1
" chant "**

Warm up:

- a song
- a story
- a sheet of differences
- a sheet of the odd pictures

Revision:

- Games
- Questions
- Work sheets
- Conversation
- Dictation

Checking H.W using:

- Pictures
- Flash cards
- On the board
- Orally

Introduction :

Using the lap top ,
doing some exercises.

Have the students
listen to a song

Date:-----
class:-----
period:-----

Specific Objectives :

SWAT:

- Pronounce the new words correctly.
- Talk about every day activities using adverb of frequency .
- Perform a phonics chant .
- Use preposition of time.

Activities

- Through using flash cards , students will identify the new words
- pray / do my homework/ brush my teeth/ have a shower /get dressed.
- Playing the CD & having the SS listen & repeat chorally & individually.
- Students will talk about every days activities using adverb of frequency .
e.g. **I always get up at 6 o'clock .**
- Students will complete sentences with prepositions of time (in – at – after) .

Intelligences covered

- Visual
- Verbal
- Logical
- Interpersonal
- Intrapersonal
- Bodily
- Musical
- linguistic



HOMEWORK

- ✓ Have the students do ex. 2 & 3 in their work books on p.66.



MODULE

"1"



**Grade :
SIXTH
GRADE**

**Title of
Lesson:
Lesson 2
Smart kids"**

Warm up:

- a song
- a story
- a sheet of differences
- a sheet of the odd pictures

Revision:

- Games
- Questions
- Work sheets
- Conversation
- Dictation

Checking H.W using:

- Pictures
- Flash cards
- On the board
- Orally

Introduction :

Using the lap top ,
doing some exercises.

Have the students
answer questions

Date:-----
class:-----
period:-----

Specific Objectives :

SWAT:

- Pronounce the new words correctly .
- Discuss the pictures .
- Listen to the conversation .
- Write the number of the pictures as they hear.

Activities

- Through using the flash cards, Students will Identify the new words--.

Take the bus/ take a taxi / ride a bike/drive /walk.

- Students will discuss the pictures by answering the questions.

Who is that ?

Does Jameel take the bus to school?

- Through listening to the CD, Students will say the conversation chorally and individually.
- students will write the number of the pictures as they hear.
- In pairs :Ss will ask & answer each other

Intelligences covered

- Visual
- Verbal
- Logical
- Interpersonal
- Intrapersonal
- Bodily
- Musical
- linguistic



HOMEWORK

- ✓ Have the students do ex. 2 in their work books on p.67.



MODULE

"1"

**Grade :
SIXTH
GRADE**

**Title of
Lesson:
Lesson 3**

"our World "

Warm up:

- a song
- a story
- a sheet of differences
- a sheet of the odd pictures

Revision:

- Games
- Questions
- Work sheets
- Conversation
- Dictation

Checking H.W

using:

- Pictures
- Flash cards
- On the board
- Orally

Introduction :

Using the lap top ,
doing some exercises.

Have the students
listen to a song
"about jobs? "

Date:-----
class:-----
period:-----

Specific Objectives :

SWAT:

- Pronounce the new words correctly .
 - Say the conversation
 - Talk about occupations
 - Ask & answer each other.



Activities

- Through using the flash cards, Students will identify the new words .
Firefighter /put out fire/life guard /save people dentist .
- Through listening to the CD, Students will listen & repeat the conversation chorally and individually.
- In pairs :- Students will ask & answer questions about occupations

e.g. **What do you do ?**

I'm a dentist -----

Intelligences covered

- Visual
- Verbal
- Logical
- Interpersonal
- Intrapersonal
- Bodily
- Musical
- linguistic



HOMEWORK

- ✓ Have the students do ex. 1 in their work books on p.68.



MODULE

"1"

**Grade :
SIXTH
GRADE**

**Title of
Lesson:
Lesson 4
" let's play "**

Warm up:

- a song
- a story
- a sheet of differences
- a sheet of the odd pictures

Revision:

- Games
- Questions
- Work sheets
- Conversation
- Dictation

Checking H.W using:

- Pictures
- Flash cards
- On the board
- Orally

Introduction :

Using the lap top ,
doing some exercises.

Have the students
listen to the chant .

Date:-----
class:-----
period:-----

Specific Objectives :

SWAT:

- Pronounce the new words correctly .
 - Say the conversation
 - Talk about occupations
 - Ask & answer each other.
 - Play a game.



Activities

- Through using the flash cards, Students will identify the new words .

photographer / take pictures / fly a helicopter /
grow fruit& vegetables.

- Through listening to the CD, Students will listen & repeat the conversation chorally and individually.
- In pairs :- Students will ask & answer questions about occupations

What do you want to be when you grow up ?
Why do you want to be ----?

- In pairs Ss will play a gameP .14.

Intelligences covered

- Visual
- Verbal
- Logical
- Interpersonal
- Intrapersonal
- Bodily
- Musical
- linguistic

HOMEWORK

- ✓ Have the students do ex. 1&2 in their work books on p.69.



MODULE

"1"



Grade :
SIXTH
GRADE

Title of
Lesson:
Lesson 5
" Phonics "

Warm up:

- a song
- a story
- a sheet of differences
- a sheet of the odd pictures

Revision:

- Games
- Questions
- Work sheets
- Conversation
- Dictation

Checking H.W using:

- Pictures
- Flash cards
- On the board
- Orally

Introduction :
Using the lap top ,
doing some exercises.

Have the students
listen to phonics song

Date:-----
class:-----
period:-----

Specific Objectives :

SWAT:

- Produce the consonant sound / ph/ /gh/
- Pronounce the new words correctly.
- Perform a phonics chant.
- Answer questions .

Activities

- Playing the CD , using flash cards, students will identify the differences between /ph/ / gh/
- SS listen & repeat the words chorally & individually :
—phone / elephant / laugh / tough .
- Students will listen& chant the " phonics chant "
- Students will answer these questions :-
What's that ?
Where's the photo ?
Where are the girls?
- Opening their w.B P. 70 ,Ss will answer activity 1&2


Intelligences covered

- Visual
- Verbal
- Logical
- Interpersonal
- Intrapersonal
- Bodily
- Musical
- linguistic



HOMEWORK

- ✓ Have the students do ex. 3 & 4 in their work books on p.71.



MODULE

"1"

**Grade :
SIXTH
GRADE**

**Title of
Lesson:
Lesson 6+7
" story time
+Revision 1 "**

Warm up:

- a song
- a story
- a sheet of differences
- a sheet of the odd pictures

Revision:

- Games
- Questions
- Work sheets
- Conversation
- Dictation

Checking H.W

using:

- Pictures
- Flash cards
- On the board
- Orally

Introduction :

Using the lap top ,
doing some exercises.

Have the students
listen to song about
jobs

Date:-----
class:-----
period:-----

Specific Objectives :

SWAT:



- Read the story .
- Discuss the pictures .
- Answer comprehension questions.
- Mark true / false statements .
- Rearrange sentences .

Activities

- Playing the CD , students will read the story .
- students answer the following questions:
 - What does Salim s father do?
 - Does Adil s father a chef ?
 - What does Dexter want to be?
- In groups :-Students will use mark true / false statements about the story.
- Ss will put the words in the correct order w.b p.74


Intelligences covered

- Visual
- Verbal
- Logical
- Interpersonal
- Intrapersonal
- Bodily
- Musical
- linguistic



HOMEWORK

- ✓ Have the students do ex. 2, 3 in their work books on p. 72 &73.



MODULE

"1"



**Grade :
SIXTH
GRADE**

**Title of
Lesson:
Lesson 8+9
project +smart
time ""**

Warm up:

- a song
- a story
- a sheet of differences
- a sheet of the odd pictures

Revision:

- Games
- Questions
- Work sheets
- Conversation
- Dictation

Checking H.W using:

- Pictures
- Flash cards
- On the board
- Orally

Introduction :

Using the lap top ,
doing some exercises.

Have the students
answer some
questions

Date:-----
class:-----
period:-----

Specific Objectives : SWAT:

- Read a text .
- Answer questions .
- Apply basic rules of punctuations .
- Pronounce the new words correctly .
- Describe different means of transport

Activities

- SS will read a text about Omar's Day_chorally & individually
- Through using flash cards, students will identify the new words –
- Slow /fast / boat /wheel / fishing
- Students will listen& answer the followings:-
Does he get up at 7 o'clock ?
Does he drive to school?
- Students will identify the way of writing the letters between lines.
- Opening their w.B P. 75 ,Ss will write the correct punctuation mark .

Intelligences covered

- Visual
- Verbal
- Logical
- Interpersonal
- Intrapersonal
- Bodily
- Musical
- linguistic

HOMEWORK

- ✓ Have the students do ex. 2 &3 in their work books on p.77



MODULE

"1"



Grade :
SIXTH
GRADE

Title of
Lesson:
Lesson 10
" phonics"

Warm up:

- a song
- a story
- a sheet of differences
- a sheet of the odd pictures

Revision:

- Games
- Questions
- Work sheets
- Conversation
- Dictation

Checking H.W using:

- Pictures
- Flash cards
- On the board
- Orally

Introduction :

Using the lap top ,
doing some exercises.

Have the students
listen to a phonics
song

Date:-----
class:-----
period:-----

Specific Objectives :

SWAT:

- Differentiate between the endings of third singular present simple .
- Answer questions .
- say a chant .



Activities

- Through listening to the CD & flash cards, Students will differentiate the endings --- --
walks / reads / teaches /
Student will pronounce the new words chorally & individually.
- Through listening to the CD, Students will listen & chant chorally & individually .
- Students will answer questions:
Does Mr. Ali drive to school?
What does he teach?

- students will answer crossword in their w.b p, 77

Intelligences covered

- Visual
- Verbal
- Logical
- Interpersonal
- Intrapersonal
- Bodily
- Musical
- linguistic



HOMEWORK

- ✓ Have the students do ex. 1 in their work books on p.78.

MODULE

"3"



Grade :
SIXTH
GRADE

Title of
Lesson:
Lesson 1
" chant "

Warm up:

- a song
- a story
- a sheet of differences
- a sheet of the odd pictures

Revision:

- Games
- Questions
- Work sheets
- Conversation
- Dictation

Checking H.W using:

- Pictures
- Flash cards
- On the board
- Orally

Introduction :
Using the lap top ,
doing some exercises.

Have the students
answer questions

Date:-----
class:-----
period:-----

Specific Objectives : **SWAT:**

- Pronounce the new words correctly.
- Say a chant .
- Describe location.
- Ask and answer each other
- Complete sentences with prepositions of place.
-

Activities

- Through using flash cards , students will identify the new words
/ door/ floor/ downstairs /behind/infrontof/.
- Through listening to the CD, Students will repeat the chant chorally & individually.
- In pairs, students will ask and answer each other
e.g. where's the doll ?
It's on the bed.
- Students will complete sentences using preposition of place .

Intelligences covered

- Visual
- Verbal
- Logical
- Interpersonal
- Intrapersonal
- Bodily
- Musical
- linguistic



HOMEWORK

- ✓ Have the students do ex. 2 in their work books on p.94.



MODULE

"3"



**Grade :
SIXTH
GRADE**

**Title of
Lesson:
Lesson 2
"smart kids"**

Warm up:

- a song
- a story
- a sheet of differences
- a sheet of the odd pictures

Revision:

- Games
- Questions
- Work sheets
- Conversation
- Dictation

Checking H.W using:

- Pictures
- Flash cards
- On the board
- Orally

Introduction :

Using the lap top ,
doing some exercises.

Have the students
guess what's the
hidden picture

Date:-----
class:-----
period:-----

Specific Objectives :

SWAT:

- Pronounce the new words correctly .
- Discuss the pictures .
- Listen to the conversation.
- Talk about possession .
- Identify items in a house .

Activities

- Through flash cards, Students will identify & pronounce the new words.
cupboard / armchair/ bookcase / fridge\hall.
- Through listening to the CD, Students will repeat the conversation chorally.
- Students will discuss the pictures by answering the following questions:\
- What does Ahmad want?
- Whose trainers has Ahmad got?
- What does Karim want?
- Students will refer to activity 1 and correct the sentences.

Intelligences covered

- Visual
- Verbal
- Logical
- Interpersonal
- Intrapersonal
- Bodily
- Musical
- linguistic

HOMEWORK

- ✓ Have the students do ex. 2 in their work books on p.95.

MODULE

"3"



**Grade :
SIXTH
GRADE**

**Title of
Lesson:
Lesson 3
"our world "**

Warm up:

- a song
- a story
- a sheet of differences
- a sheet of the odd pictures

Revision:

- Games
- Questions
- Work sheets
- Conversation
- Dictation

Checking H.W using:

- Pictures
- Flash cards
- On the board
- Orally

Introduction :

Using the lap top ,
doing some exercises.

Have the students
answer questions

Date:-----
class:-----
period:-----

Specific Objectives : SWAT:

Activities

Intelligences covered

- Pronounce the new words correctly .
- Identify items in a house
 - Read about the traditional Japanese house .
 - Answer questions about the text.
 - Number the pictures as they hear.

- Through using the flash cards, Students will identify & pronounce the new words.
garden / slippers/cushion /dining room /paper/ mat\wall.
 - Students will read the text aloud & answer the followings
 - Has the traditional Japanese house got a garden?
 - Where do people sleep at night ?
 - Students will refer to activity 1 in order to circle the correct answer .
- Through listening to the CD, Students will number the pictures from(1-3) according to what they hear.

- Visual
- Verbal
- Logical
- Interpersonal
- Intrapersonal
- Bodily
- Musical
- linguistic

HOMEWORK

- ✓ Have the students do ex. 2 in their work books on p.96.

MODULE

"3"



**Grade :
SIXTH
GRADE**

**Title of
Lesson:
Lesson 4
" let's play "**

Warm up:

- a song
- a story
- a sheet of differences
- a sheet of the odd pictures

Revision:

- Games
- Questions
- Work sheets
- Conversation
- Dictation

Checking H.W using:

- Pictures
- Flash cards
- On the board
- Orally

Introduction :

Using the lap top ,
doing some exercises.

Have the students
guess the hidden
pictures

Date:-----
class:-----
period:-----

Specific Objectives :

SWAT:

- Pronounce the new words correctly .
- Describe location .
- Use the definite article & the indefinite articles.
 - Use the cut - out .

Activities

- Through using the flash cards, Students will say the new words.
clock / mirror/radio /painting /
- Students will repeat the new words chorally & individually.
- In pairs ,students will: describe location by answering questions
e.g. where's the book ?
It's on the desk.
- Students will use the definite article & the indefinite articles (a-an-the) e.g.
There is a fridge in the kitchen.
- Students will use cut – out on page 123ve.g

Intelligences covered

- Visual
- Verbal
- Logical
- Interpersonal
- Intrapersonal
- Bodily
- Musical
- linguistic

HOMEWORK

- ✓ Have the students do ex. 3 in their work books on p.97.

MODULE

"3"



**Grade :
SIXTH
GRADE**

**Title of
Lesson:
Lesson 5
" phonics "**

Warm up:

- a song
- a story
- a sheet of differences
- a sheet of the odd pictures

Revision:

- Games
- Questions
- Work sheets
- Conversation
- Dictation

Checking H.W using:

- Pictures
- Flash cards
- On the board
- Orally

Introduction :
Using the lap top ,
doing some exercises.

Have the students
listen to phonics song

Date:-----
class:-----
period:-----

Specific Objectives :

SWAT:

- Pronounce Long vowels (oa)& (ow) correctly.
- Discuss the pictures .
- Say a phonics chant.
- Answer questions .

Activities

- Playing the CD & using flash cards, students will pronounce long (ea)& (ee) correctly.
boat/goat/yellow/window.
- Students will repeat the new words chorally & individually.
- Students will discuss the pictures by answering the following .

Questions : **what animal can you see?**

Where is the goat?

What is the goat wearing?

- Students will listen & chant the "phonics" chant.
- Playing the CD & having the students listen & circle the correct sound .

Intelligences covered

- Visual
- Verbal
- Logical
- Interpersonal
- Intrapersonal
- Bodily
- Musical
- linguistic

HOMEWORK

- ✓ Have the students do ex. 3 & 4 in their work books on p.99.

MODULE

"3"



**Grade :
SIXTH
GRADE**

**Title of
Lesson:
Lesson 6+7
"story time +
Revision "**

Warm up:

- a song
- a story
- a sheet of differences
- a sheet of the odd pictures

Revision:

- Games
- Questions
- Work sheets
- Conversation
- Dictation

Checking H.W using:

- Pictures
- Flash cards
- On the board
- Orally

Introduction :

Using the lap top ,
doing some exercises.

Have the students
listen to the chant

Date:-----
class:-----
period:-----

Specific Objectives :

SWAT:

- Read for pleasure.
- Pronounce the new words correctly.
- Point to specific objectives.
- Answer comprehension questions.
- Complete sentences with possessive pronouns.

Activities

- Playing the CD & having the students listen to the story & read chorally & individually.
- Student will repeat the new words chorally & individually.
- Students will answer comprehension questions.

Where are the children?

Whose slipper is it?

What does Kelly want to do?

- students will read the sentences and complete them with the words in the box.

Intelligences covered

- Visual
- Verbal
- Logical
- Interpersonal
- Intrapersonal
- Bodily
- Musical
- linguistic

HOMEWORK

- ✓ Have the students do ex. 2&4 in their work books on p. 110 &102.

MODULE

"3"



**Grade :
SIXTH
GRADE**

**Title of
Lesson:
Lesson 8+9
"project +
smart time "**

Warm up:

- a song
- a story
- a sheet of differences
- a sheet of the odd pictures

Revision:

- Games
- Questions
- Work sheets
- Conversation
- Dictation

Checking H.W

using:

- Pictures
- Flash cards
- On the board
- Orally

Introduction :

Using the lap top ,
doing some exercises.

Have the students
answer questions

Date:
class:
period:

Specific Objectives : SWAT:

Activities

Intelligences covered

- Read about one's the house.
- Use adjectives in sentences.
- Write a paragraph about one's house.

- Students will read a text about my house .
 - Students will answer the following questions :
 - How many bedrooms are upstairs?
 - What is sahar's favourite room?
 - Where is the window?
- Students will put the words in the correct order by using adjectives.
- Opening their workbook p.103 ; students will write a paragraph about their houses.
- Students will mark statements with A/ for Al-Murabba palace or B for Buckingham palace.

- Visual
- Verbal
- Logical
- Interpersonal
- Intrapersonal
- Bodily
- Musical
- linguistic

HOMEWORK

- ✓ Have the students do ex. 1 in their work books on p.103.

MODULE

"3"

**Grade :
SIXTH
GRADE**

**Title of
Lesson:
Lesson 10
" phonics "**

Warm up:

- a song
- a story
- a sheet of differences
- a sheet of the odd pictures

Revision:

- Games
- Questions
- Work sheets
- Conversation
- Dictation

Checking H.W using:

- Pictures
- Flash cards
- On the board
- Orally

Introduction :

Using the lap top ,
doing some exercises.

Have the students
listen to a song

Date:-----
class:-----
period:-----

Specific Objectives :

SWAT:

- Pronounce Long vowels (ou)& (ow) correctly.
- Discuss the pictures .
- Say a phonics chant.
- Answer questions.

Activities

- Playing the CD & using flash cards, students will pronounce long (ay) (ai)& (ie) correctly.
house/shout/cow/sit down.

- Students will repeat the new words chorally & individually.

Students will discuss the pictures by answering the following Questions

What animal can you see ?

What is it doing?

Who is in front of the house?

- Students will listen & chant the "phonics" chant chorally & individually.
- Playing the CD & having the students listen & circle the correct sound .

Intelligences covered

- Visual
- Verbal
- Logical
- Interpersonal
- Intrapersonal
- Bodily
- Musical
- linguistic

HOMEWORK

- ✓ Have the students do ex. 3&4 in their work books on p.105.